DISIBEINT

IMN DB PVDF

SWITCH MAGNETIQUE DE NIVEAU

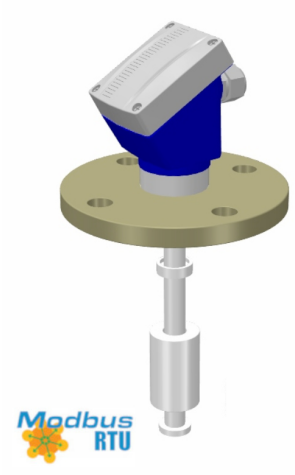

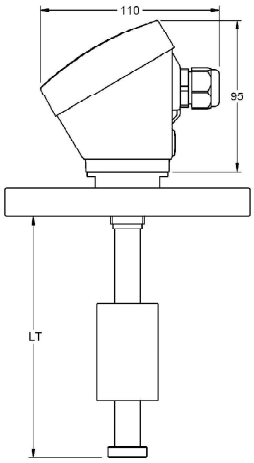

Générale

Principe de fonctionnement	Le capteurs magnétiques du niveau IMN sont basées sur l'action d'un commutateur à *reeds* à l'intérieur du tube, qui est activé par un aimant logé dans le flotteur et se déplace en raison de la poussée du liquide.
Application	· Pour la détection de un ou plusieurs points du niveau du liquide. · Utilisé dans les manœ'uvres de remplissage, de vidange, le débordement d'alarme, etc.
Fabrication	Sont personnalisés en fonction des conditions d'installation.

Logement

Raccordement électrique	Boîte de jonction PBT. 64x95x110 mm
Boîtier de protection	IP67
Température (Ta)	-20..+80 ºC
Glande	M20 x 1,5 mm. PA. IP68
Ø Tuyau	6..12 mm

Corps

Guide tube et bouchon	100..3500 mm. Ø16 mm (PVDF)
Température	-10..+60 ºC
Position de montage	Vertical, ±15º

Processus connexión

Bride	DN25	DN32	DN40	DN50	DN100
Matériel	**PP** (Polypropylène)				
n x Ø t (mm)	4x14	4x18			8x18
d (mm)	85	100	110	125	180
Ø D (mm)	115	140	150	165	220
Epaisseur (LCP) (mm)	8				10

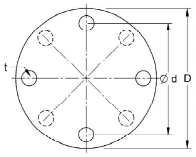

Flotteurs

Modèle	**FCPF09M18**
Matérie	PVDF
Dimension (mm)	Ø 38x60
Pression (kg/cm2)	2
Densité (g/cm3)	e > 0,71
FS / FH (mm)	17,4 / 9,9

Contacts

Nº de contacts	1..4
Classe	NA: 120 WVA / 250 VCA-3A NC-NA/NC: 60 WVA / 230 VCA-1A
Distance entre les	> 40 mm

Protection

Estandard	L'exécution normale, sans garniture interne. Applicable à la plupart des applications.
Protégée	Anti-condensation effet. Dans les installations où il ya des écarts de température importants.
Encapsulade	Rempli de résine époxy. L'établissement d'un plus haut degré d'étanchéité.

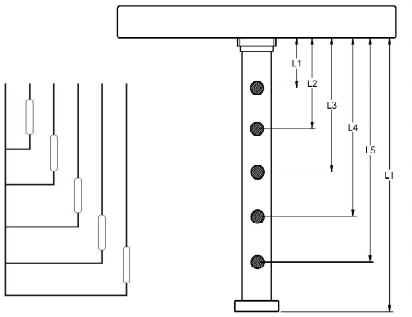

	mm						
L1							
L2							
L3							
L4							
L5							
LT							

IMN DB PVDF	☐ **V1** ☐ **V2** ☐ **V3**	☐ **P34** DN25 ☐ **P35** DN32 ☐ **P36** DN40 ☐ **P37** DN50 ☐ **P39** DN100	☐ **F60** FCPF09M18	**L** 100..3500 mm	☐ **C1** ☐ **C2** ☐ **C3** ☐ **C4** ☐ **C5**	☐ **N1** ☐ **N2** ☐ **N3**

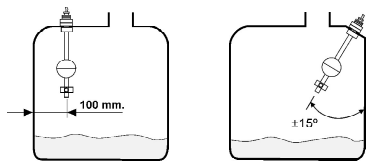

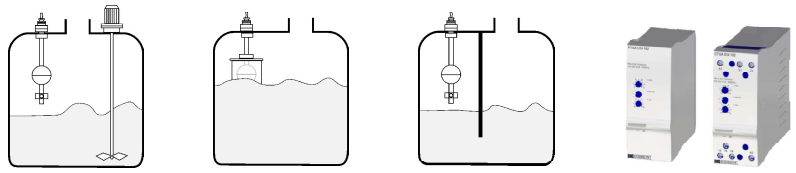

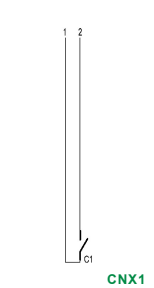

CNX1

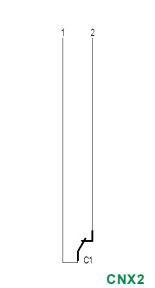

CNX2

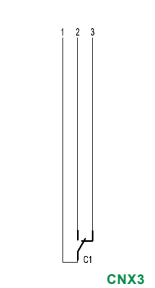

CNX3

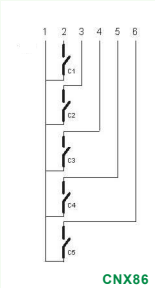

CNX86

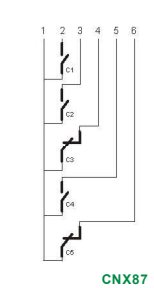

CNX87

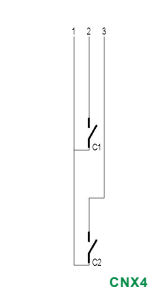

CNX4

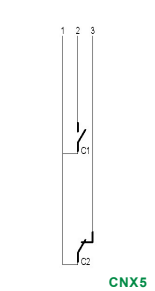

CNX5

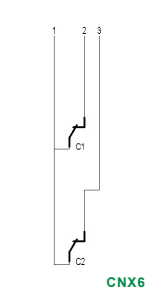

CNX6

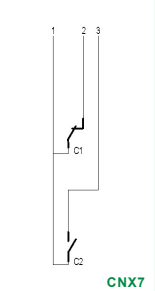

CNX7

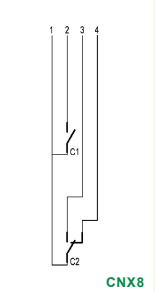

CNX8

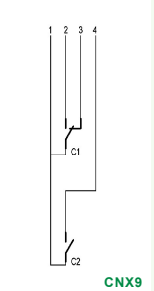

CNX9

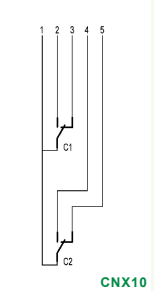

CNX10

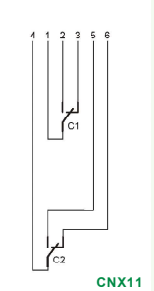

CNX11

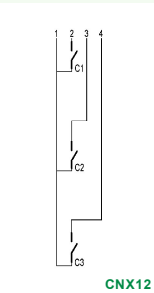

CNX12

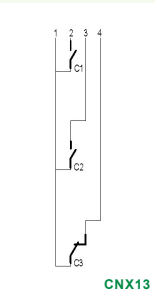

CNX13

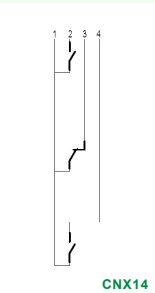

CNX14

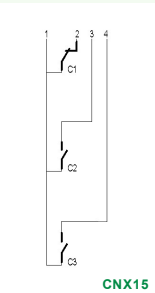

CNX15

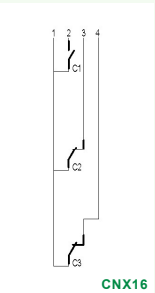

CNX16

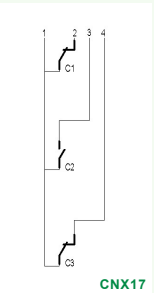

CNX17

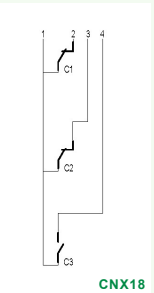

CNX18

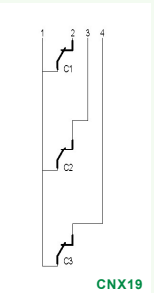

CNX19

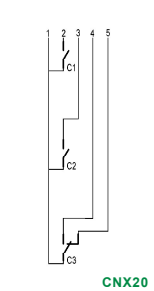

CNX20

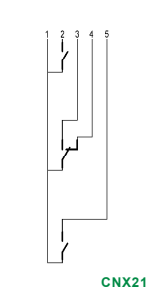

CNX21

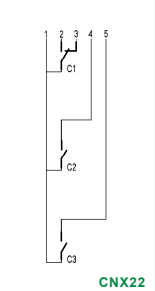

CNX22

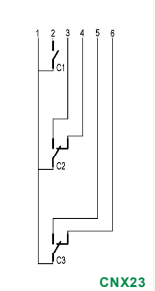

CNX23

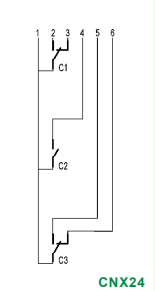

CNX24

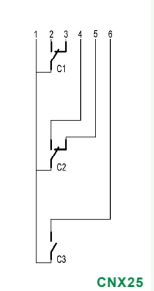

CNX25

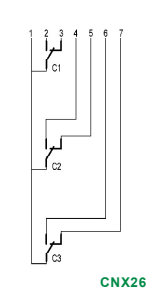

CNX26

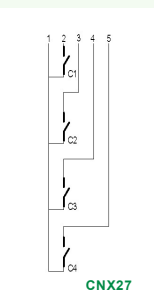

CNX27

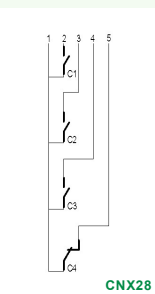

CNX28

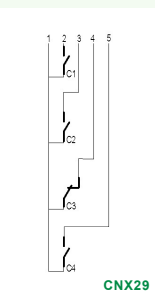

CNX29

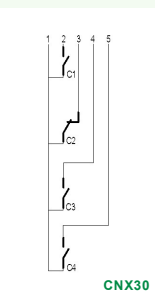

CNX30

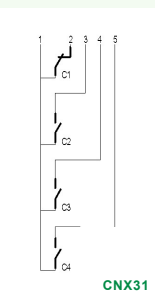

CNX31

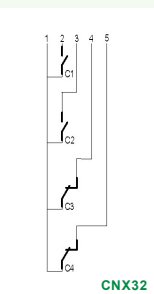

CNX32

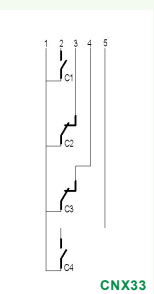

CNX33

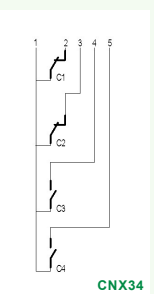

CNX34

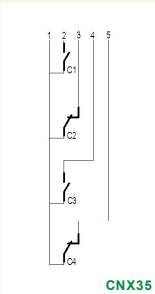

CNX35

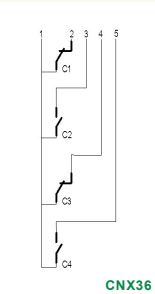

CNX36

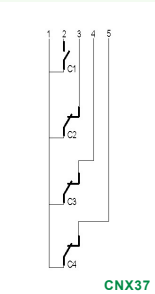

CNX37

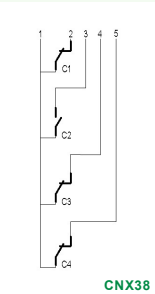

CNX38

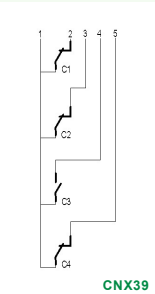

CNX39

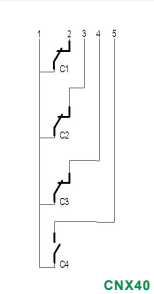

CNX40

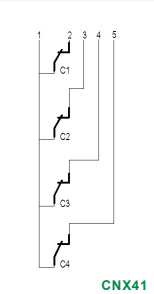

CNX41

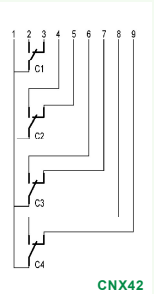

CNX42

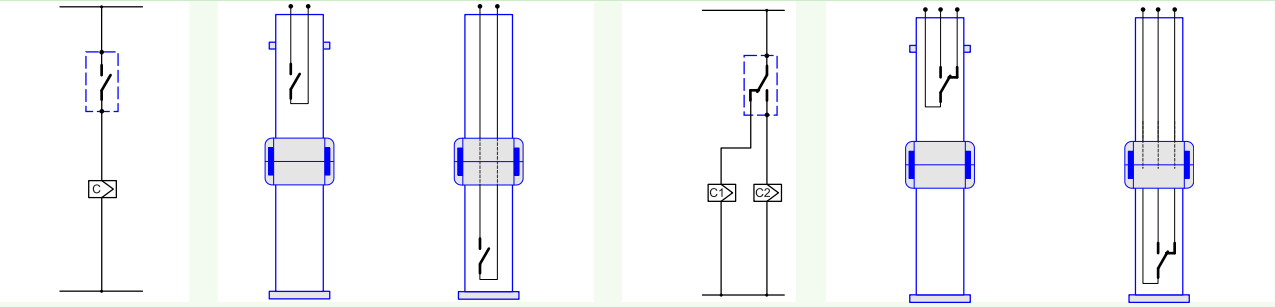

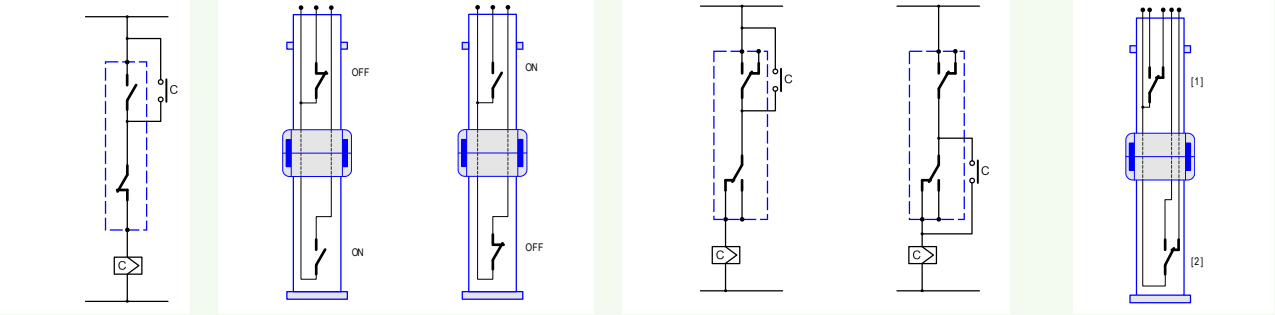

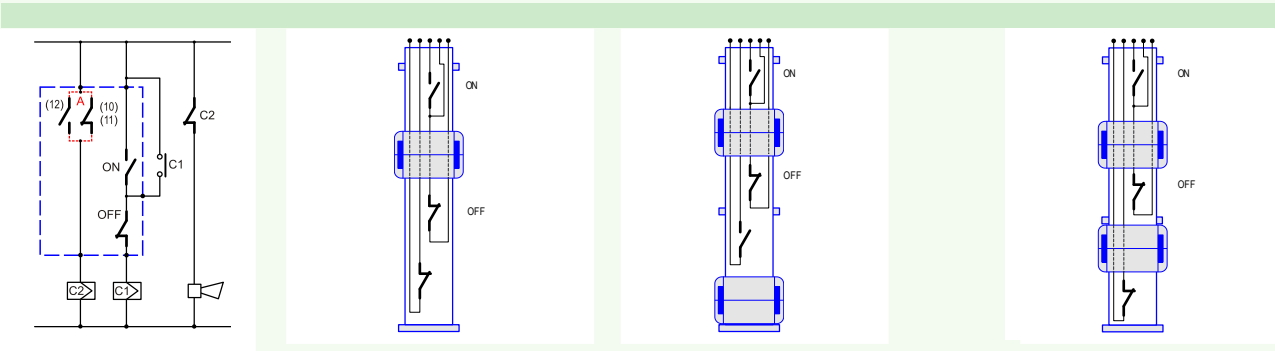

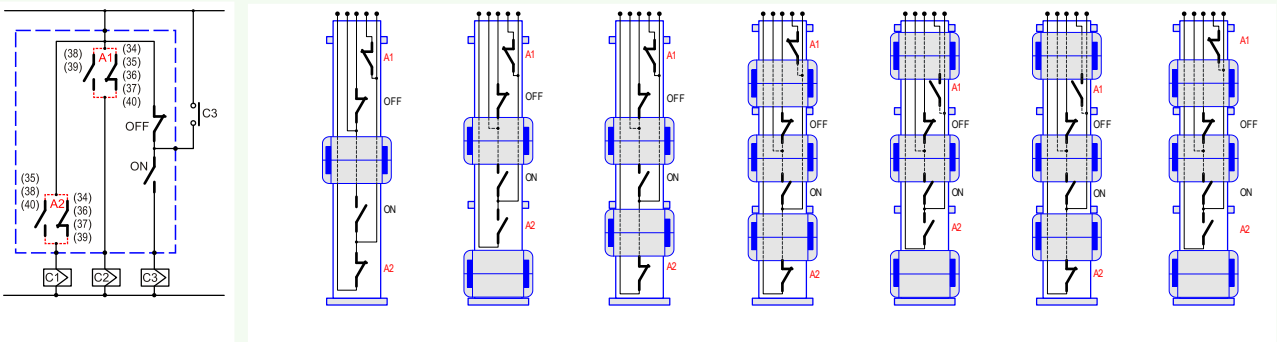

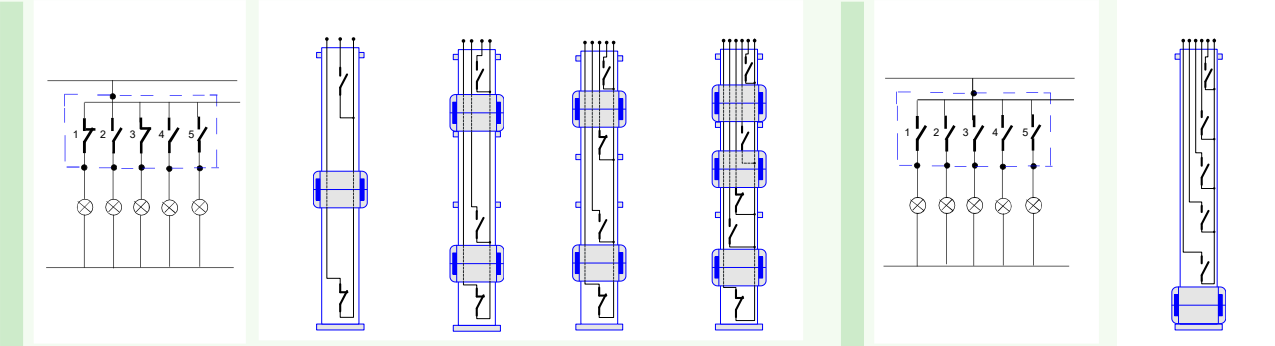

DISIBEINT ELECTRONIC SL
Segle XX, 91
E08032-Barcelona
T: +34 934 330 370
F: +34 934 354 532
www.disibeint.com
disibeint@disibeint.com